



BEST ELECTRONICS

Throughout this New Best Electronics Catalog you will find certain products labeled **The Best** series. Each of these products/replacement parts have been thoroughly tested by Best Electronics and found to exceed in quality and construction compared to stock products/replacement parts. One of the many features that puts the **"The Best"** series above any comparable or stock products is our long term support for **The Best** series with complete Off The Shelf replacement parts from anyone! Although you may not need any replacement parts for **The Best** series in the near future, you can rest assured that they will be there for you years down the line when comparable products/companies have gone out of business or do not support you with replacement parts or technical support!

HARDWARE:

520ST/520STFM/1040ST/1040STE
4160STE/Mega ST2/Mega ST4/ TT/
Stacy 1/Stacy 2/Stacy 4/TT 030 Com-
puters



Best Electronics Top rated **"The Rest Mouse"** Universal replacement mouse for the Atari ST/STE/Mega/ TT/Stacy computers
Model CBM I 49.95

The following are complete Factory Original Equipment replacement parts for the **The Best** mouse only, they will NOT interchange with the 7 or more different Atari STM1mouses made.

Best Mouse Rebuild Kit, 2 switches, 1 mouse cord, 1 74LS 141.C., 3 Teflon feet, set of 8 photo optics, spring shaft, 3 screws CB101614 17.50

Best Mouse replacement Mouse Cord CB101600 8.50

Best Mouse Ball Round Locking Cover CB101601 2.00

Best Mouse I Silicone Ball CB101506-LA 5.00

Best Mouse Small Mouse Switch (R or L) (ea) CB101111-S 1.50

Best Mouse set of Teflon feet CR 101606 3.00

Best Mouse Mouse Photo Optics (matched set of 8) CB101113 5.00

Best Mouse Black Plastic Internal Ball Housing w/2 Photo Interrupter Shafts,

Pressure Wheel + Shaft and Matched set of 8 Photo Optics CB101604... 22.00

Best Mouse Bare P.C.B. board CR101602 1 2 . 0 0

Best Mouse Complete replacement /rebuild Mechanical Internal assembly (less mouse cable) (Ready to drop in) w/3 Teflon feet
CB101606 2 8 . 0 0

Best Mouse set of 4 screws CB101607 80

Best Mouse Photo interrupter shaft with Teflon roller (ea) CB 10160X 6.00

Best Mouse Internal pressure wheel CR101609 3 0 0

Best Mouse Pressure wheel spring shaft CB101610 1.00

Bert Mouse Black Plastic Internal Ball Housing CB101611 6.00

Best Mouse Top plastic shell with L + R switch actuators CB101612 12.00

Best Mouse Bottom plastic shell w/o feet/label CB101613 1 0 . 0 0

Atari Service Manual 520ST Computer 60 Pages CO26 I 18 CALL

ST/STE/Mega/TT Diagnostic Cartridge CB101615 CALL

Atari ST Diagnostic Assembly complete. Diagnostic Cartridge. Loop back


board, cables and Atari Field Service Manuals (520ST/1040ST, Epson 1/2

Height SF354/SF314, 3-SC1224s, SM124, SMM804 CB101477 CALL

Sams Computerfacts Service Manual for 520ST computer, 520ST external

power supply (only one version), Goldstar SM124 Monochrome monitor

and Epson SF354 disk drive. 89 pages CB 101 09X 49.00



520ST Dust cover (no internal drive) CB101099 11.75

520ST Keyboard CB101617 90.00
(Also see Mega Keyboard)

520ST Keyboard Clear Protector/Overlay for your 520ST keyboard. This

clear flexible skin covers the actual keys of the keyboard. You can see and

type thru it. Used to protect your ST keyboard from dust, liquids, metals and

other small items that could fall into your keyboard and damage it.

C M 1 0 1 9 5 0 19.95

520ST Keyboard key plunger with Silicone Contact CB 101426 3.50

520ST Keyboard Cable, round Radio Frequency Suppression Torroid Ring

CO1038950

520ST Keyboard Keycap Kit CB IO 1499 22.00

520ST "Mega Touch" keyboards springs. Firms up mushy ST keyboard

key caps CB101634 9.95

520ST Top + bottom plastic case set CR 1 0 1 6 2 0 40.00

520ST Screw Set (9 small, 3 large) CB101618 1.50

Megamater Cable for the 520ST. This short inexpensive cable assembly (IX

pin connector to 6 pin Phone jack) allows you to interface a complete

Mega free standing Keyboard assembly (Best part # CB101513 keyboard +

CR101539 keyboard cable) to your 520ST computer. All you have to do is

ATARI**BEST
ELECTRONICS**

unplug your 520ST internal keyboard connector, plug in Megamater cable and snake the 6 pin end of the cable out thru the joystick port. For Best results the right side top or bottom half of the 520ST case should be notched for the 6 pin connector housing for best strain relief! Also your 520ST keyboard case set (Best part #CB101519 + CB101538 Mega Keyboard I/O board + CB101539 keyboard cable) and used with this Megamater cable. (Note the 520ST keyboard harness will have to be lengthened 5-7") Now you will have an Atari lap keyboard with full Keyboard/Mouse/ Joystick functions!

CB101908	1 5 . 9 5
520ST Mother Board CB101480 . . .	CALL
520ST External Power Supply CB101481	60.00
520ST 7-Pin DIN Rt. Male Angle Power Receptacle CB101482	2.50
520ST Power Supply 7-pin DIN Female cable connector CB10110X	1.50
520ST On/Off Power Switch CO61022/CO70006/CO61913	1.25
ST Owner? Manual 99 Pages CB101483	6.00

The following ST RAM/Memory Upgrade Boards are the only RAM Upgrade Boards on the Atari market **to get our The Rest series** rating based on their performance.

520ST/520STFM/1040ST New World I 2/2.5/4 Meg RAM Upgrade Board. The New World upgrade board is now Exclusively manufactured and distributed by Best Electronics. This upgrade board is one of the oldest ST RAM upgrade? Still on the market (over 6 years) with a proven track record of thousand? and thousands of happy Atari users! The installation of this upgrade (soldering in, the BEST way) should be done by experienced computer technician! Once installed the Long Term stability of this upgrade far out weights the minor problem of soldering in this upgrade! The New World upgrade board uses (not supplied) the low cost 1 Meg RAM chips, (1 Meg x I, IX pin dip package, 80-120 ns) one or two hanks of 16 each. CB101109 139.00

520ST/520STFM/1040ST/Mega 2 New World II 2/2.5/4 Meg SIMM RAM Upgrade Board. The New World II

upgrade board is Exclusively manufactured and distributed by Best Electronics. This RAM upgrade board uses State of the Art plug in SIMM RAM modules. Our vast technical knowledge gained on manufacturing and selling of the New World I RAM upgrade board has been applied to the Design and Manufacture of this new upgrade board. The installation of this upgrade (soldering in, the BEST way) should be done by experienced computer technician! Once installed the Long Term stability of this upgrade, Small size and the ease of upgrading (plug in SIMM RAM modules) far out weighs the minor problem of soldering in this upgrade! The New World II upgrade board uses (not supplied) the low cost 1 Meg x 8-80ns SIMM modules.

CR101935	129.00
New World II 1 Meg RAM SIMM module CB101630	CALL
New World RAM I/II 2/4 Meg Upgrade replacement 16 pin dip header to 16 pin dip header cable 12" long (RAM/74LS373 cables) CB101354	1.95
New World RAM I/II 2/4 Meg Upgrade replacement 16 pin dip header to loose wires cable 12" long (MSIC cable) CB101856	1.75
520ST/520STFM/1040ST/STE Dual TOS Operating Systems plug in board by Wizztronics. This board is designed to hold a total of two 6 chip or 2 chip TOS operating systems ROM sets on one board switchable with internal or external switch. Two models available depending on ROM sets (CALL) CB101941	69.95
Atari Service Manual 520ST/520STFM/1040ST Computers 80 Pages CR101474	CALL
520STFM/1040ST Owners Manual 97 Pages CBIOI 485	8.00
520ST/520STFM/1040ST/TT Bottom case Rubber feet Set of 56 feet 88-1004	1.30
520ST/520STFM/1040ST/STE Mega/TT Switch Reset CBIO1490	2.50
520ST/520STFM/1040ST/STER.F. Modulator CB101491	S O . 0 0
520ST/520STFM/1040ST/STE/Mega/TT 13-pin Monitor Rt. Angle Receptacle CB101492	3.60
520ST/520STFM/1040ST/STE/Mega/TT 13-Pin Monitor Male cable connector CB101100	4.00

520ST/1040ST/STE/Mega/TT 13-Pin Female cable connector CB101274	4.75
520ST/520STFM/1040ST/STE/Mega/TT 14-Pin Disk Drive Rt. Angle Recept. CB101493	3.75
520ST/520STFM/1040ST/STE/Mega/TT 14-Pin Disk Drive Male cable connec- tor CB101101	4.50
520ST/1040ST/STE/Mega/TT 14-Pin Female cable connector CB101275	5.60
520ST/520STFM/1040ST/STE/Mega/TT 40-Pin Rt. Angle Cartridge Connector CBIO1494	4.00
520ST/520STFM/1040ST/STE/Mega/TT Cartridge port Extension/Right Angle/ Extender PCB board set. One of the two PCB boards plugs into the 40-pin right angle ST/Mega cartridge port and gives you a location for a 40-pin tight angle or straight male header strip. ready for a 40-pin IDC ribbon sock- et/cable assembly. On the other end of the ribbon cable assembly, the other PCB board also has location for a tight angle 40-pin right angle male header strip, 40-pin ST cartridge connector and two mounting holes. (Requires soldering components and IDC to IDC ribbon cable assembly). Set of 2 PCBs CB 101932	14.95
12" ribbon cable assembly IDC 40 female to IDC 40 female connector for above P.C. Board CB101942	CALL
520ST/520STFM/1040ST/STE/Mega DB-19 Rt. Angle Female Hard Disk Connector, Machine screw contacts Gold plated CB101495	4.00
520ST/520STFM/1040ST/STE/Mega/TT DB-25 Male Rt. Angle Modem Con- nector CB 101496	1.50
520ST/520STFM/1040ST/STE/Mega/TT DB-25 Female Rt. Angle Printer Con- nector CB101497	1.50




**BEST
ELECTRONICS**

ATARI



520STFM/1040ST/1040STE/4160STE
Dust Cover CB101102 1 2 . 5 0
520STFM/1040ST/1040STE/4160STE
Keyboard Assmhlly C1310150190.00
520STFM/1040ST/1049STE/4160STE
Clear Keyboard Protector/overlay for
your ST keyboard. This clear, flexible
skin covers the keys of your keyboard
hut lets you see and type thru it. Used
to protect your ST keyboard from dust,
liquids, metals and other small items
that could fall into your keyhoard and
damage it. CB10195119.95
520STFM/1040ST/STE Keyboard key
plunger with Silicone Contact
CB101426 3 . 5 0
520STFM/1040ST/STE Keyboard
Keycap Kit CB101499 22.00
520STFM/1040ST/1040STE/4160STE
"Mega Touch keyboard!, springs.
Finns up mushy ST keyboard kev caps
CB101634 9.95
520STFM/1040ST/1040STE/4160STE
Atari Internal Power Supply
CB 101500 75.00



The Best Top Rated Heavy Duty
Internal Power Supply for 520STFM/
1040ST/1040STE/4160STE
(less Atari metal mounting bracket)

115 or 230 AC Volt 50/60 Hz User
switchable CB101638 85.00

This Best New Heavy Duly Power
internal supply should also be used
when installing ANY internal
Hardware upgrader to your ST com-
puter. If you measure below 4.6 4.7
volts D.C. on your mother board
after installing the upgrade, you will
get Bombing and Resets until you
replace your Stock power supply!
The following are complete Original
Equipment replacement parts for the
The Rest Heavy Duty Internal
power supply, they will NOT inter-
change with the Atari 7 or more dif-
ferent styles/manufactures of
Internal power supplies used as of
the printing of this catalog.

The Best Internal power supply "T1"
Choke CB101639 5.00
The Best Internal power supply "T2"
Transformer CB101640 1 0 . 00
The Rest Internal power supply C1
Capacitor CB101641 2.00
The Best Internal power supply "L1,
L2" Inductor (ea) CR101642 1.50
The Best Internal power supply RI
Varistor CB101643 1.50
The Best Internal power supply
"BD1" Diode Bridge (DF06)
CB101644 2.00
The Best Internal power supply
"SCR1" Rectifier (BT515)
CB101645 2.50
The Best Internal power supply "Q2"
BU508 Transistor CB 101646 6.00
The Best Internal power supply
Silicone pad for above Q2 transistor
CB101647 I 00
The Best Internal power supply
On/Off switch CB101648 3.00
The Best Internal power supply "D2-
D4" 31 DQ04 Diodes
CB101649 3 for . . . 3.00
The Bert Internal power supply ICI
Optoisolator (Sharp PC713V)
CB101650 3.00
The Best Internal power supply "IC2"
Transistor (143 1T/TL43 I)
CB101651 1.50
The Best Internal power supply "Q I "
Transistor (2SC1384)
CB101652 2.25
The Rest Internal power supply "C4,
C5" Electrolytic Radial Capacitor 47uf
200 Volt (ea) CB 101653 or sub.
CB101813 1.80

The Best Internal power supply "C12"
Electolytic Radial Capacitor 1000uF
25 V 1 t C B 1 0 1 6 5 450
The Best Internal power supply C1 3,
C14, C15" Electrolytic Radial
Capacitor 1000uF 16 Volt (ea)
C01599950
520STFM/1040ST Mother Board
CB IO 1502 CALL
520STFM/1040ST Adapter bracket for
internal floppy drives transports. This
bracket adapts the new Atari 1/3 height
drives to existing spacers (3 plastic, 1
brass) used under the Atari 1/2 height
drives. A top case change is necessary
when switching to the new style Atari
1/3 height drives.
CA200323-001 . . . 12.00
520STFM/1040ST Top + bottom plastic
case set with small disk eject button
(Rhombus shape 5/8" wide) lower
right hand corner (1/3 height drive)
CB101621 40.00
520STFM/1040ST Top + bottom plastic
case set with Large disk eject button
(Rhombus shape 1 3/4" wide) under the
disk access door (1/2 height drive)
(CALL for Availability!!)
CB101834 . . . 40.00
520STFM/1040ST/1040STE/4160STE
Case screw set (6 small, 7 large, 3
drive) CB101623 2.00
520STFM to "1040STF" Upgrade Label
CB101631 . . . 4.00
520STFM/1040ST/Mega Spacer Plastic.
for use under internal 3 1/2" 1/2 Height
drive mechanism? CB101632 2.50
520STFM/1040ST/Mega Spacer Brass,
for use under internal 3 1/2" 1/2 Height
drive mechanisms CB101633 3.00
520STFM/1040ST/1040STE/4160STE/
Mega/TT 34F pin IDC socket to 34 pin
P.C. Mount connector ribbon cable
assembly (motherboard to back of
internal drive) (approx. 4-S)
CR101637 8.00
This rihhon cable is also used to replace
the cable assembly used on some
520STFM models that have the inter-
nal disk drive (dumb drive) where the
MPU (40 pin chip on a PCR hoard) for
the drive is on the drive cable assem-
bly, when upgrading to another smart
(w/CPU built in) internal drive, Atari
or non Atari drive. This cable assembly
is available in custom lengths! CALL
520ST/520STFM/1040ST/1040STE/4160
STE/Mega/TT 25 14 Pin Male to 14
Pin Male Disk Drive cable
CB101859 13.00

520ST/1040ST/STE/Mega/TT 3 ft. Disk Drive Cable 14 Pin Male to 14 Pin Male CO7013914.00

520ST/1040ST/STE/Mega/TT/Stacy 6 ft. Disk Drive 14 Pin Male to 14 Pin Male CBIOI 11915.00

520STFM/1040ST/1040STE/4160STE/TT I10 Volt Power cord CB101525 6.00

Megamater Cable for the 520STFM, 1040ST/1040STE/4160STE This short inexpensive cable assembly (8 pin connector to 6 pin Phone jack) allow you to interface a complete Mega free standing Keyboard assembly (Best part # CB101513 keyboard + CB101539 keyboard cable) to your STFM/STE computer. All you have to do is unplug your STFM/STE internal keyboard connector, plug in Megamater cnhle and snake the 6 pin end of the cable out thru the joystick port For Best results, the right side top or bottom half of the STFM/STE cases should be notched for the 6 pin connector housing for best strain relief! Now you will have an Atari lap keyboard with full Keyboard/Mouse/Joystick functions! CB101909 IS.95

1040STE/4160STE Top and Bottom plastic case sets CB10162 CALL

1040STE/4160STE Mother Boards CB 101625 CALL

1040STE/4160STE Owners Manual CBIOI X73 CALL


1040STE/4160STE Atari Field Service Manual CR101626 CALL

STE Models Adapter cable for use with **The Best**® Atari light guns or Analog Joysticks on the STE model computers only (DB-9M to HDISM) CB IO 1627 CALI

STE Models Replacement Simm Socket C B I O 1628 CALI

STE Models 256K RAM Simm module CB101629 CALI

STE Models I Meg RAM Simm module CB 101630 CALL



Mega 2/4 Field Service Manual X6 pages CB101062 CALL

Mega 2/4 Diagnostic Assembly complete Diagnostic Cartridge, loop hack board, cables, Mega Internal Buss expansion test P.C. board, and Atari Field Service Manuals (Mega 2/4, Epson 1/2 Height SF314/354, SC1224 (3 total), SM124, SMM804) CB101516 CALL

Mega 2/4 Top + Bottom plastic case set. Top case has large disk eject button (Rhombus shape 1 3/4" wide) under the disk access door. CB IO 1656 CALL

Mega 2/4 Top + Bottom plastic case set. Top case has small disk eject button (Rhombus shape 5/8" wide) lower right hand corner. CB101657 SO.00

Mega 2/4 Keyboard assembly, with Internal I/O board, less I/O cable CB101513 145.00

Mega 2/4 Clear Keyhonrd Protector/Overlay for your Mega keyboard. This clear, flexihlc skin covers your Mega keyboard hut lets you see and type thru it. Used to protect your keyboard from dust, liquids, metals and small items that could fall into your keyboard and damage it. CB101952 19.95 ;

Mega 2/4 Keyboard Cover CB101408 11.50

Mega 2/4/TT Longer Grey Keyboard coiled cable (stock Mega length cable 17 inches coiled) Longer keyboard cable 27 inches coiled, stretched II Feet. Each cable end has a molded strain relief (not just crimped together) into the 6 pin connector phone connector. This quality longer keyboard cable also has a minimum of 6 7 inches of straight cable on each end of the cable to get around cartridges or accessories that arc in the cartridge port. CB101539 12.00

Mega 2/4/TT Keyboard 6 pin to 6 pin coupler. Connects two Mega keyboard cables together CR 101929 1.60

Mega 2/4 Keyboard case Top/Bottom set only CB101519 40.00


Mega 2/4 Keyboard Internal I/O P.C. board w/2 joystick ports and 6 pin phone jack CB101538 30.00

Mega 2/4 Keyboard only ; CB101514 110.00

*This Mega Keyboard with true mechanical switches, will also replace the original keyboard used in the Atari 520ST computer (only) with no modifications!

Mega/TT 6 Pin Phone right angle receptacle P.C.B. mount (For Mega Keyboard cable) CB 101664 2.00

Mega 2/4 Keyboard Cherry brand replacement Key witch (ea) CBIO1660 3.00



Mega Click Keyboard Upgrade Switches

"Mega Click™" for the Mega 2/4 keyboards. These Top Rated™ replacement switches from Best gives each Mega key the true click/positive tactile response like most real world keyboards. (requires soldering) Mega Click starter kit (30 switches) CB101661 64.95


Mega Click add on kit (IO switches) CB101662 21.95

Mega 214, Megafile Battery Door CB101658 CALL

Mega 2 to Atari Mega ST4™ Upgrade label CB101659 5.00

Mega 2/4 P.C. board mount female 64 pin mating internal buss connector for internal Mega buss. Develop your own plug in boards for the Mega buss CB101854 4.60

Mega 2/4 Power supply Replacement/Upgrade Die cast 12 Volt DC Fan with better Cubic Feet per Minute flow, 13" lend?. (1 1/16" x 1 1/16" x 1 3/16") Center to center 4 hole bolt pattern square, is 1 1/4" This cooling fan can be used on lots of other Atari products where there is little room for a full size fan!



Actual Fan Width Size

CB101857 12.00


Mega Stock Internal Power Supply
CB101507 120.00

The Best" Top Rated Heavy Duty Internal Power Supply for Mega 2/4 (less Atari metal mounting bracket, less Mega fan) (requires soldering on existing Mega fan) I15 or 230 AC Volt 50/60Hz User switchable
CR101638..... X5.00

The Best" Internal power supply for the Mega 2/4 computers with Upgraded Fan, (CB IO 1857) installed (requires no soldering)
CB101875..... 93.00

This Best New Heavy Duty Power internal supply should also be used when installing ANY internal Hardware upgrades to your Mega computer. If you measure below 4.6 4.7 volts D.C. on your mother board after installing the internal upgrade, you will get Bomhing and Resets until you replace your Stock power supply!

Mega 2 Mother Board CB101511 . CALL
Mega 4 Mother Board CB101512 . CALL
Mega Owners Manual 13X pages
CB101517 15.00
Mega 2/4 Dust Cover CR101407 CALL
ST/STE/Mega/Stacy/TT Series MIDI 6 ft. Cable (5-Pin Male to 5-Pin Male)
CBIOI 103..... 6.00
ST/STE/Mega/Stacy/TT 6 ft. Midi Extension Cable (5-Pin Male to 5-Pin Female) CB101395..... 6.00
ST/STE/Mega/Stacy/TT Midi 12 ft. cable CB101781 12.00
ST/STE/Mega/Stacy/TT Midi 15 ft. cable CB101782 15.00
ST/STE/Mega/Stacy/TT Midi cable in line splice/adaptor. (5 pin din female to 3 pin din female) Connects two Midi cables together CBIOI 895 5.00
ST/STE/Mega/Stacy/TT Atari STM1 Series Mouse CB101505..... 50.00
ST/STE/Mega/TT Mouse Large Switch (approx. 7/16" x 7/16") for MOST Atari mice with slide in/snap locking mouse ball plates (except Midasonic made Atari mouse) (L or R) (ea)
CB101111-LA 1.50



ST/STE/Mega/TT Mouse Small Switch (approx. 1/4" x 1/4") for MOST Atari mice with round screw in mouse ball locking plates, also the slide and snap version Midasonic made Atari mouse. (L or R)(ea) CB101111-SM I . 5 0

ST/STE/Mega/TT Mouse Cord fits Atari mice made in Japan-1st generation, Japan-2nd generation, Taiwan and German language/Japan made with male 8 pin connector CR101112 8.50

ST/STE/Mega/TT Malaysian Made Atari Mouse replacement cable with 8 pin male connector
CBIOI 112-MA 9.00

ST/STE/Mega/TT Hong Kong Made Atari mouse replacement cable with 8 pin male connector
CBIOI 112-HK 9.00

ST/STE/Mega/TT Universal Mouse cable with hare wirer (wires will have to be soldered in the mouse P.C. board) Also fits Midasonic made Atari mouse.
CBIOI 112-UNI..... 8.50

Note: Atari changes manufacturers/countries (usually listed on the bottom label of the mouse) and internal assembly designs for their Atari mice frequently! The basic Atari mouse cord for all of the above Atari mice is the same X conductor flexible cable, except the wire color sequence/colors and the 8 pin connector housing and male connector change. If you cannot tell where your Atari mouse was made, order the CB101112-UNI cable or if you do not see your Atari mice's country of manufacture or manufacturer's name on the inside of your Atari mouse listed above, please give us a call for the proper replacement switch or mouse cable.

ST/STE/Mega/TT 1" Mouse Ball (used on most Atari mice with slide in/map lock mouse ball plates)
CB101506-LA 5.00

ST/STE/Mega/TT 3/4" Mouse Ball (used on most Atari mice with round

screw in mouse ball locking plates
CBIOI 1506-SM 5.00

ST/Mega Mouse LM339 Surface Mount I.C. LM339SF 1.50

ST/STE/Mega/TT Taiwan/Hong Kong/Midasonic made, Mouse Photo Optics (Matched set of X)
CBIOI 113 5.00

ST/Mega Mouse Teflon feet for All Atari made mice (set of 4)
CB101114 4.00

ST/Mega Taiwan Mouse Rebuild Kit, 2 switches, I cord. 1 LM339SF I.C., 4 feet, set of 8 photo optics
CB101398..... 1 X.00

ST/STE/Mega/TT Hong Kong Made Atari mouse Rebuild kit, ? switches, 1 HK mouse cord, 1 LM339 I.C., 4 feet, set of 8 photo optics
CB101398-HK 1 8 . 0 0

ST/STE/Mega/TT Midasonic Made Atari mouse Rebuild kit, 2 mini switches, 1 Universal Mouse cable. 1 LM339 I.C., 4 feet, set of 8 photo optics CB101708..... 18.00

Mouse +™ Product From Best Electronics. includes 2 Teflon™ rollers/photo optic interrupter shafts for the Taiwan made Atari mouse only (pair) CB101619..... 15.95

Ergotron 360° Mouse Cleaning kit for all brands of Computer Mouses with 1 or 3/4" mouse balls. It works so good that it has an U.S. Patent #4673440
CB101115..... 16.95



Stacy Auto switching 110V/220V Power supply CB101678 99.00
Stacy Battery Pack CB101679 CALL
Stacy Keyboard CB101887 CALL
Stacy LCD Screen CB101888 CALL
Stacy Mother Board CB101889..... CALL
Stacy Case Set CBIOI 890 CALL
Stacy Internal Disk Drive
CB101891..... CALL
Stacy Internal Hard Drive
CB101892 C A L L

Stacy owners manual
CR101862.....CALL

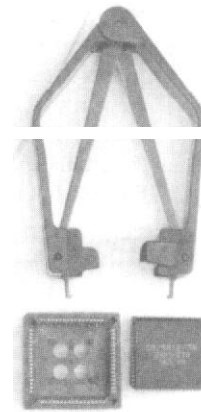


TT Keyboard CB 101667.....CALL
TT Keyboard Cover CB101668.....CALL
TT Main Mother Board
CB 101669.....CALL
TT Main Processor dust cover
CB 101670.....CALL
TT Internal power supply
CB101671.....CALL
TT Field Service Manual
CB101672.....CALL
TT Owners Manual CB101861.....CALL
TT Internal Hard Drive Transport
CB101858.....CALL
ST/STE/Mega/TT "CX22" Style Track-
ball CB101901.....CALL
ST/STE/Mega/TT "CX22" Trackball
Left or Right fire button P.C.B. (ea)
CO20192.....1.2




The Best Trackball for ST/STE/
Stacy/TT computers. Features like its
small foot print (4 1/8" x 6 1/8"), 200
DPI, a great smooth Thumb action hall
and the only ST type trackball with
easily removed hall locking ring for
easy cleaning make this trackball
The Best CBT1.....54.Y
The Best Trackball Cable
CB101946.....8.00

The Best Trackball Ball Retainer Ring
CB101947.....4.00
The Best Trackball 1% Ball
CB101948.....8.00
The Best Trackball Internal Ball housing
CR101949.....8.00
The Best Trackball Roller Set (3), two
Photo Interrupter shafts and third roller
CB101947.....12.00
The Best Trackball Photo Optics.
Matched set of 8 optics
CB101950.....5.00
The Best Trackball Transistor set (4)
CB101951.....2.00
The Best Trackball Bare Printed Circuit
board CR101952.....IS.00
The Best Trackball Rubber feet
Set (4), white CR101953.....1.00
The Best Trackball screw set (4)
CB101956......80
The Best Trackball L or R Heavy duty
Micro Switch (ea)
CB101954.....2.00
The Best Trackball Top and Bottom
housing CB 101955.....20.00
Happy Discovery Cartridge Option I
Upgrade Kit Adds, 3 + 4th drive
circuitry and clock with battery back
up (requires soldering)
CB101665.....27.00
Happy Discovery Cartridge 40 pin Right
angle cartridge connector
CB101494.....4.00
Round battery holder used on the Dis-
covery Cartridge, ICD + Supra host
adapter CB 101855.....3.00
3 Volt Round Battery used Discovery
Cartridge, ICD's R-Time/Host Adap-
ters, Supra Host Adapters
CB101818.....2.00
ST/Mega 64K/128K/256K EPROM
Cartridge, Case, P.C. board with two
28 sockets (uses a maximum of two
each type of the following EPROMs
2764-27128-27256, two masked
ROMs or one 28 pin ROM Clock
ROM) CB101666.....15.00
The Best ST 68 pin Gold plated
square I.C. socket. This NEW HIGH in-
sertion force, HIGH reliability Gold
plated PLCC socket Only from Best,
cures the many known ST/Mega 68 pin
square I.C. socket problems like inter-
mittent bombing and attempted fixes
(double sided tape and chip clips). It
will eliminate the need for chip clips
and will allow you to use marginal
Atari PLCC chips, chips that have been
inserted and extracted many times (no
spring left on leads)
CB101503-G.....7.00



ST/Mega Glue/MMU/Blitter PLCC
I.C. Puller CB101814.....24.50
ST/Mega I.C. Retention Clip "f" 68-Pin
Square I.C. Socket (en)
CB101504.....1.00
Mega 2/4/ST X style Retention Clip
for 68 pin square I.C. sockets (ea)
CB101663.....2.00



ST EPROM Cartridge Clock Module
CB101666 with Clock
CB101677 Module

Internal or External 2X pin ROM Clock
Self contained Module with 10 year
battery back up. Can be plugged inside
the ST/STE (Any 2X pin ROM socket)
or soldered (remove 2X pin I.C. socket)
in the Atari EPROM cartridge (Pan
#CB101666). Once time is set, the
cartridge version can be removed and
inserted into the ST/STE computers
and still keep time. Must have at least
1/2" high clearance inside computer
above the 2X pin ROM socket
for module and piggy back Atari ROM
if used. Clock Module with P.D. disk
software (D) CB101677.....3 2 . 9 5
Atari 1st-Word GEM based Word
Processor with Manual
CB101872.....10.00
Manual only CB 101 X72-M . X.00
Disk only CB 101872-D 4.00
Atari ST/STE/Mega Basic Source Book
and Tutorial Manual 241 pager w/Atari
Explorer Magazine subscription card
CO262201/CO26166.....10.00


Atari ST/STE/Mega Basic Quick Reference Guide For the Advanced programmer **2x pages co33007** 5.00
 Atari ST/STE/Mega Logo Manual 77 pages w/Atari Explorer Magazine subscription card **CO26106-001**..... IO.00
 ST/STE/Mega/TT/Stacy **The Rest**
 EPROM Burner Programs 27 161
 Meg EPROMs **CB101655**.....125.00

HARDWARE:

SF354/SF314/SH204/SH205 Mega File 20/30/44/60/CDAR 504 Disk, Hard and CD ROM Drives.

Atari Service Manual Epson 1/2 Height (rectangle disk eject button, lower right aide) SF314/SF354 Disk Drive 57 Pages **CB101518** CALL

Atari Service Manual SH204 **CB101520**..... CALL



SF300 Series Disk Drive Power Supply (5V +12V Version)(Female cable connector) **CB101521**..... 45.00

SF300 Series External Disk Drive Power supply with 5 pin Din Male cable connector (5 volt only) **CO70042** 20.00


SF300 Series Drive Rear I/O Board, with right angle male power connector (5V +12V version)(used on Newtronics and Mitsumi made Atari transports, will also fit Best Electronics #**CB101912** or **CB101913** Transport) P.C. marked "C070213" **CD101522** 40.00

SF300 Series Drive Rear I/O Board, with right angle male power connector (5V +12V version)(used on Epson made Atari 314/354 transports) P.C. marked "130ARE/Sun.F40" **CB101560** 40.00

SF300 Series Drive Rear I/O Board, with right angle male power connector (5V +12V version) (w/8048 CPU I.C.) used w/Chinon made Atari transports model? 353 SSDD and DSDD) P.C. marked "C070547" **CB 101561** 4 0 . 0 0

SF300 Series Drive Rear I/O Board, with right angle male power connector (5V +12V version) used w/JVC made Atari transports with single row 14 pin header connector P.C. marked "VMW2602" **CB101562** 40.00

SF300 Series Drive Rear I/O Boards, with female power connectors (5 volt version, 1/3 height drives) CALL
 520STFM Internal drives: 3 1/2" SSDD Newtronics **CB101541-002** C A L L
 3 1/2" SSDD Chinon requires adaptor board **CB 10149X-002** CALL
 Atari 1/2 height DSDD Drives with rhombus shaped lone. (1%) eject bar under the disk access opening **CB101690** (C A L L for availability) 165.00



1/3 Height - 1/2 Height - 1/2 Height
Internal and External Atari Drive Transports

Above drive can be used to Upgrade a 520STFM computer with SSDD drive to DSDD drive.


Atari 1/3 height DSDD drives with rhombus shaped eject button (5/8" long) on the lower right hand side of the disk access opening **CB101841**.....165.00

520STFM/1040ST/Mega Spacer Plastic, for use under internal 3 1/2" 1/2 Height drive mechanisms **CB101632** 2.50

520STFM/1040ST/Mega Spacer Brass, for use under internal 3 1/2" 1/2 Height drive mechanisms **CB101633** 3.00

520STFM/1040ST/STE/Mega replacement 1/3 + 1/2 height drive transports. These Low cost non Atari, very quite DSDD worm drive stepper drive transports can be installed inside ST/STE/Mega computers replacing the Atari Factory internal drives with only slight modifications (cutting out of plastic, See pictures) to the disk eject button opening only. The form, fit (over all size, flat beige colored face plate w/dust cover and screw pattern) and function is the Same or Better than the factory stock drives INCLUDING disk changes!


1/3 Height Best drive version (Replaces Atari drive transports with Rhombus shaped 5/8" wide disk eject button)



Side views of Modified 520STFM/1040ST computers

CB101912..... 85.00

1/2 Height Best drive version (Replaces Atari drive transports with Rhombus shaped 1 3/4" wide disk eject button) with adapter plate to bring the 1/3 height version Best drive up to the proper height within the case



CB101913 9 5 . 0 0

Glass reed switch for Newtronics and Chinon made Atari 3 1/2" disk drives **CB1016911.75**

ST/STE/Mega/Stacy/TT 25 14 Pin Male to 14 Pin Male Disk drive cable **CB101859** 1 3 . 0 0

ST/STE/Mega/Stacy/TT 3 FT 14 Pin Male to 14 Pin Male Disk drive cable **co70139** 14.00

ST/STE/Mega/Stacy/TT 6 ft. Dirk Drive Cable 14 Pin Male to 14 Pin Male **CBIOI 119** 15.00

ST/STE/Mega/TT 3 ft. Disk Drive I/O Extension cable (14-pin M connector to 14.pin F connector) **CB101294** 21.00

ST/STE/Mega/TT to IBM 5 1/4" Disk Drive (14 pin Male to 34 edge card connector) 3 Ii cable **CBIOI 120** 16.95

SH204/SH205 Megafile Atari stock Hard Disk 18" I/O Cable (DB-19M to DB-19M) **CB101524** 24.00

SH204/SH205 Megafile Hard Disk 3 ft I/O Cable DB-19M to DB-19M **CB101301**15.00

SH204/SH205 Megafile/(New Style)Supra/IDC I lard Disk 6 ft. I/O Cable DB-19M to DB-19M **CB101902** 20.00

SF354/SF314 Disk Drive Duct Cover **CBIOI 104** II.65

SF354 Owners Manual **CB101523** 3.00
 3 1/2" Dysan Alignment Disk, SSDD **CB101105** 40.00

3 1/2" Dysan Alignment Disk, DSDD **CB101106** 55.00

SF354 to Atari SF314" Upgrade Label **CB101117**3.00

SF354 Drive Mechanisms CALL
 SF314 Drive Mechanisms CALL

3 1/2" DSDD Chinon Model 354 Head w/Large copperplate **CBIOI 118**... 80.00

3 1/2" DSDD Chinon Model 353 Head
w/Small silver plate CB101410...CALL
3 1/2" SSDD SF354/520STFM Chinon
drive belt CB101345.....6.30



SH204 Owners Manual CB101530... 6.00
SH204 Atari Drive Enhancement (ADE)
Chip by Berkeley Microsystems. This
IX pin ADE chip is easily installed into
the I.C. socket on the SH204 Host
adapter board with no soldering! This
upgrade PAL chip will let your SH204
Hard Drive Now report errors to the
ST/Mega computer on missed write
fault\ (drive could not record data at
the disk address given), incomplete
seek? (drive could not move head to de-
sired track), corrupted formatting, and
uncorrectable errors in reading data.
CB101919 19.95
SH204 Tandon Hard Drive Mechanism
CB101531.....CALL
SH204 Seagate Hard Drive Mechanism
CB101532.....CALL
SH204 Bottom case ass'y
CB101533.....125.00
SH204 Fen CR 10153414.00
SH204 Power Supply ass'y
CB101535 90.00
SH204 Host Adaptor P.C.
CB101536 75.00
SH204 Main P.C. Hard Disk Controller
CB101537150.00




Mega File 20, 30, 60

Megafile Top and Bottom case set
CR 101692..... CALL


Atari Megafile 20/30 Internal Power sup-
ply CB101693 80.00
Atari Megafile 44 Internal Power supply
CB101694..... CALL
Atari Megafile 60 Internal Power supply
CB101695.....125.00
"The Best" Top Rated Heavy Duty
Internal power supply for Megafile
20/30/44 (less Atari metal mounting
bracket, (require soldering on of exist-
ing EMI filter) 115 or 230 VAC,
50/60 Hz User switchable
CB101638 85.00

This Best New Heavy Duty Power
internal supply should also be used
when installing ANY internal larger
hard drives to your Megafile Disk
drive. If you measure below 4.6 4.7
and 11.50 volts D.C. on your mother
board after installing the upgrade
hard drive, you may get erratic re-
sults until you replace your Stock
power supply!

Megafile 30/60 Owners manual
CB101860 CALL
Megafile 30/60 RLL Main PCB
CA200346-001..... CALL
Megafile 20/30/44/60 replacement 12
Volt Fan w/11" leads (2 3/8" x 2 3/8" x
7/8") Center to center mounting 4 hole
pattern (square) is 2
CR101534 14.10




Megafile 44 owners manual
CB101861..... CALL
Megafile 44 SQ400 Tape Cartridge
CB101696.....129.00
Stacy internal Disk drive
CB101891..... CALL
Atari PSC3000 Power supply
co70107 80.00



Atari CDAR 504 CD ROM parts...CALL
CD Advantage Micro ST SCSI Hard
Disk Drive Host Adapter/bracket/24
pin ribbon, power cables/ICD software
for Mega 2/4 Internal hard drives only
CB101673 79.50
CD Advantage ST SCSI Hard Disk
Drive Host Adapter/DMA + power
"Y" cables/ICD software
CB101674 89.95
CD Advantage Plus ST SCSI Hard Disk
Drive Host Adapter/clock/DMA + "Y"
power cables/ICD software
CB101674 105.95
The New Supra Host SCSI Hard Disk
Drive Host Adapter/clock/DMA in-out
connectors/separate 3 DMA
cable/Supra software
CB101676 77.00

HARDWARE:


SC1224/SM124/SLM804/SMM804/PS3000/TTM I94 Monitors and Laser Printers.




SLMX04 Laser Printer Initial Toner Car-
tridge. Used when installing a new
Drum kit or when toner in the toner
Cartridges is always completely used
up (empty) before replacing the car-
tridge LPS-005IT 00.00
SLM804 Laser Printer Toner Cartridge
Kit LPS-005 60.00
SLMX04 Laser Printer Drum Kit
LPS-004 199.00
SLM804 Laser Printer Cover
CB101680 19.95
SLM804 Laser Controller Interface
SLMC804..... 395.00

SLMX04 Atari Field Service Manual	
C399253.....	CALL
SLMX04 Paper Cassette C399127 -60.00	
SLMX04 Arm Paper Sensor	
C399 139	3.00
SLM804 Belt Drum Timing	
C399 100	12.00
SLMX04 Belt Mag. C399102.....	7.50
SLM804 Belt Manual Insert	
C399 IO I.	4.50
SLMX04 Belt Paper Disc.	
C399104	4.50
SLM804 Belt Paper Fcscd	
C399 103	15.00
SLMX04 Belt Shell C399105.....	7.50
SLM804 Huh Clutch C399106.....	7.50
SLMX04 Motor Flat C399126	125.00
SLMX04 Paper Feed Guide	
C399115.....	35.00
SLMX04 Quartz Heater	
C399122	6 0 . 0
SLMX04 Developing tray Assembly	
C399112.....	CALL
SLM804 Fan C3991 14	CALL
SLM804 Laser Scanner Assembly	
C399125.....	CALL
SLM804 Mech. Control PCB	
C399129.....	CALL
SLMX04 Power Supply, Laser beam	
[2-7-8] C399 I32	CALL
SLMX04 Power Supply HV2-7-17	
C399 I33	99.00
SLMX04 Power Supply HV3-2-43	
c399 I34	99.00
SLMX04 Press Roller [2-1-8](ea)	
C399138	50. 00
SLM804 Solenoid Assembly [2-7-14]	
C399141.....	54.00
SLMX04 Switch Assembly [2-7-4]	
C399135.....	50.00
SLMX04 Paper Feed Pully	
C399 136	3.00
SLMX04 Paper Feed Ratchet	
c399137.....	3.00
SLM804 Lever Sensor C399140...	3.00
SLM804 Lamp Assembly [3-2-22]	
C399 124	2 5 . 0 0
SLMRO4 Filter Ozone [3-1-1]	
C399117.....	25.00
SLM804 Filter Ozone [3-1-5]	
C399116	40.00
Atari Service Manual SMM804 Printer	
54 Page? CB 101476	CALL
520STFM/1040ST/4160STE/SH204/	
SH205/SM124/SC1224/SLM804/	
Mega/Megafile/TT/IBM/Supra and ICD	
Hard drives 110 Volt A.C. Power cord	
CR101525	6.00

520STFM/1040ST/4160STE/SH204/SH205/SM124/SC1224/SLM804/Mega/Megafile/TT/IBM/Supra and ICD Hard drives 1 Male to 2 Female "Y" (21 + 7 Legs) 110V A.C. 7 foot Power Cord. Eliminates one extra power cord behind your ST/STE/Mega/TT/IBM computer system per use!! CB101107 1 0 . 0 0




Atari Service Manual SM124 Goldstar Monochrome Monitor (On/Off Knob on right side of case, behind rear edge of bezel) 30 Pages CR 101470..... CALL



Side view of Control Knobs for Goldstar made SC1224 + SC124 monitors


Atari Service Manual SC1224 Goldstar Color Monitor (On/Off Knob on right side of case, behind rear edge of bezel) 33 Pages CB101471 CALL

This Best Electronics Catalog is a snapshot in time. If you do not see the Atari replacement item you are looking for, please give us a call! We get in new Atari replacement items every week, 52 weeks a year!



Samsung made SC1224 Monitor

Atari Service Manual SC1224 Samsung Color Monitor (On/Off Rhombus shape (1" wide) push button, front of bezel, lower right side, sits above surface of bezel) 45 Pages CB101472..... CALL



JVC made SC1224 Monitor On/Off Button

Atari Service Manual SC1224 JVC Color Monitor (On/Off rectangular Shape (1 3/16" x 3/8") push button)(part of bezel), lower right front of bezel 31 Pages CB101473 CALL

Atari Service Manual TTM194 Monitorm TT Monochrome Monitor C B 1 0 1 9 2 0 CALL

Goldstar made Atari SC1224 Color and SM124 Mono or Samsung made Atari SC1224 Color monitor Dust Cover (ea) CB101681..... 17.95

JVC Made Atari SC1224 Color monitor Dust Cover CB101682 17.95

Samsung manufactured Atari SCI 224 Color monitor voltage Regulator STR53041 18.00

Silicone pad for above STR53041 Voltage Regulator CB101683 1.00

Goldstar made Atari SM 124
Monochrome monitor 2.2uF SO Volt
Bipolar electrolytic capacitor
CB101687 4.00

Goldstar made Atari SC1224 "TH901"
Thermistor 10.50

Goldstar made Atari SM124 "TH701"
Thermistor 8.00

Goldstar manufactured Atari SC1224
Color monitor replacement Flyback
Transformer (Ref# KF4825G)
CB101684 **

Goldstar manufactured Atari SM 124
Monochrome IO pin version Flyback
Transformer (Ref # KF2807G)
CB101685 **

Goldstar manufactured Atari SM124
Monochrome 8 pin version Flyback
Transformer (Ref# TMF-2500A/TMF-
2525) CB101686 **

Samsung manufactured Atari SC1224
Color monitor Flyback Transformer
CR101881 **

JVC manufactured Atari SC1224 Color
monitor Flyback Transformer
CR101882 CALL

*** This replacement part is sold ONLY
through your local Atari service center.
CALL for the dealer nearest to you.

Goldstar made SC1224 Color monitor
Owners Manual C399017 3.00

GoldStar made Monochrome SM124
Front CRT Plastic Bezel
C399254 35.00

GoldStar made SC 1224 Color monitor
Front CRT Plastic Bezel
(030703 35.00

Samsung made SC 1224 Color monitor
Front CRT Plastic Bezel
C399256 35.00

Goldstar made Monochrome SM 124
monitor case hack C399257 35.00

Goldstar made SC 1224 Color monitor
case back CO30707 . . . 35.00

Samsung made SC1224 Color monitor
case hack C399255 35.00

Goldstar made SC1 224 Color monitor
CRT tube C399200 CALL

Goldstar made SM1 24 Monochrome
monitor CRT tube C399178 95.00

Samsung made SC1224 Color monitor
CRT tube C399224 CALL

Samsung made SC1224 Color monitor
PCB assembly for end of CRT
C399235 95.00

Goldstar made SM 124 Monochrome
monitor Deflection Yoke
C399175 60.00

Goldstar SM124 and SC1224 monitors
control knob, on/volume, con-
trast, brightness (ea) C399179 3 . 0 0

Goldstar SM124 and SC1224 monitor
On/volume switch/control poten-
tiometer C399181 14.00

Samsung made SC1224 Color monitor
On/Off push button switch (Rhombus
shape 1" wide) (less button)
C399230 12.00

Samsung made SC1224 Color monitor
control knob volume, contrast, bright-
ness (ea) C399001 3.00

Goldstar made SC 1224 Color monitor
Main 110V Power Transformer (T931)
C399207 56.00

Goldstar made SM 124 Monochrome
monitor Main 110V Power Trans-
former (T901) C399177 68.00

Goldstar made SC1224 Color monitor
"T701" H.D.T. Transformer
c399194 6.00

Samsung made SC1224 Color monitor
Main 110V Power transformer (T701)
C399249 56.00

JVC type Atari SC1224 Color monitor
6 ft. 13 pin male to 13 pin male fully
wired monitor cable. This cable can
be also used to make monitor switch
boxes or interface cables for Non Atari
brand monitors. CB101416 19.00

Goldstar made Atari SC1224 Color
monitor 3 ft. replacement monitor to
computer cable (Atari 13 pin to X pin
connector) CO3070 620.00

Goldstar made Atari SM124
Monochrome monitor 3 ft. replacement
monitor to computer cable (Atari 13
pin to 7 pin connector)
CO30705 20.00


Samsung made Atari SC1224 Color
monitor 3 ft. monitor to computer
cable (Atari 13 pin to Right angle
Molded Strain relief to 9 Pin connec-
tor) C399018 25.00

3 ft. monitor fully wired cable (molded
13 pin connector one end and loose
wires w/Molex spring contacts, 13
wire + shield drain other end) This
cable can be also used to make monitor
switch boxes or interface cables for
Non Atari brand monitors.
CB101688 15.00

Goldstar SC1224, SM124 and Samsung
SC1224 3 ft monitor extension cable


(13 pin M to 13 pin F)
CB101294-3 25.00

Monitor extension cable,
12ft CB101294-12 C A L L



SC1224/SC124 Dual Monitor Switch
Assembly (1 p.c. board (2 x 2) with
A/B switch, 3 rt/angle ST 13 pin con-
nectors (1 in 2 out). Optional 3 pin din
monitor jack location (use part
#C014388 Jack) included on the P.C.
board for composite output (STs with
internal modulators only). This switch
assembly requires a fully wired (13
lead) monitor cable between the
ST/Mega computer and switch
assembly. CB101116 21.95

Plastic project box for above Monitor
switch Assembly. Requires modifica-
tions to box CR101402 6.00



JVC made PS3000 Color Monitor with built-in
ST Disk Drive. Very limited release in the U.S.

Atari PSC3000 Power supply
C070107 80.00